

CATÁLOGO colores chart



Paneles Composite de Aluminio
para Revestimiento de Fachadas



Signal White 9003 (2L)



Metallic White^(r) (3L) (MC)



Traffic White^(r) 9016 (2L)




Pure White^(r) 9010 (2L)



Cream White 9001 (2L)



Cream (2L)



Light Ivory 1015 (2L)



Copper Brown 8004 (2L)



Gold Metallic (2L) (MC)




Brilliant Copper M. (3L) (MC)




Copper Metallic (2L) (MC)



Pearl Beige 1035 (2L)




Bronze Metallic^(r) (2L) (MC)



Light Grey^(r) 7035 (2L)




Window Grey 7040 (2L)



Grey Metallic^(r) (2L) (MC)



Dusty Grey 7037 (2L)




Lead Grey^(r) (3L)




Slate Grey 7015 (2L)



Basalt Grey 7012 (2L)




Graphite Grey 2 (2L)




Graphite Grey 7024 (2L)




Anthracite Grey^(r) 7016 (2L)




Umbra Grey^(r) 7022 (2L)




Silk Grey 7044 (2L)



Dark Grey Metallic^(r) (3L) (MC)




Sunrise Silver^(r) (2L) (MC)



Brilliant Metallic (2L) (MC)



Silver Metallic (2L)



Smoke Metallic^(*) (2L) (MC)



Champagne Metallic^(*) (2L) (MC)



Manganese^(*) (2L) (MC)



Black Grey 7021 (2L)



Jet Black^(*) 9005 (2L)



Grey Brown^(*) 8019 (2L)



Signal Red 3001 (2L)



Purple Red^(*) 3004 (2L)



Ruby Red^(*) 3003 (2L)



Traffic Red^(*) 3020 (3L)



Red Orange 2001 (2L)



Pure Orange^(*) 2004 (HQPE)



Signal Yellow^(*) 1003 (2L)



Yellow 1021 (2L)



Patagonia Green^(*) (2L) (MC)




BC Green^(*) (2L)



Yellow Green^(*) 6018 (2L)



Moss Green 6005 (2L)




Metallic Blue^(*) (2L) (MC)



Violet Blue^(*) 5000 (2L)



Ultramarine Blue^(*) 5002 (2L)



BC Magenta (3L)